

Development Activity Report

Quarter 4: 1 April - 30 June 2023

DEVELOPMENT APPLICATIONS, MODIFICATIONS & REVIEWS



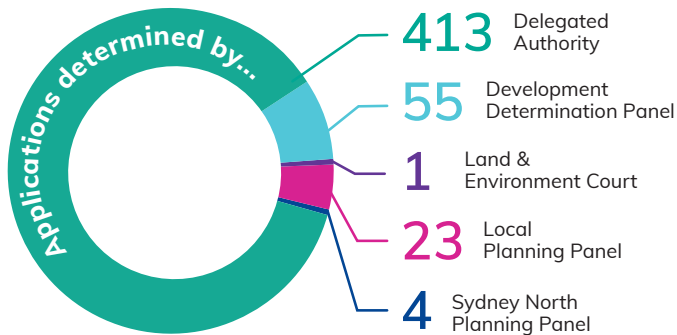
526

Applications Lodged



496

Applications Determined



There was a 27% decrease in the total value development applications lodged compared to Q4 2022.

Value of applications, *DAs only:


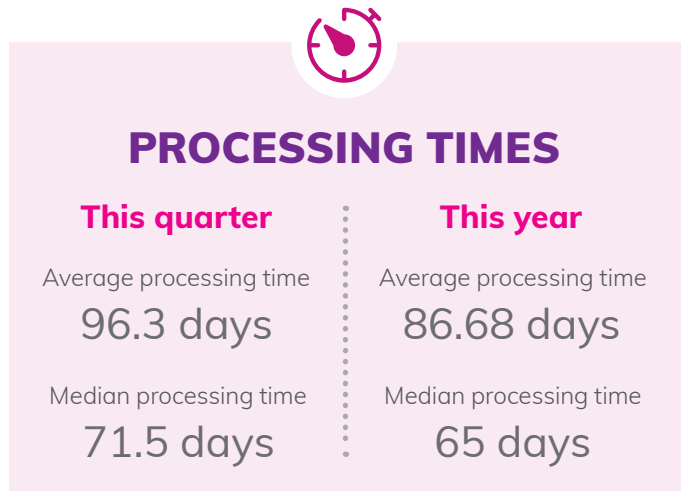
RECEIVED

\$249,911,349



APPROVED

\$304,697,940



- 229 Residential alterations and additions
- 51 New dwellings
- 26 Secondary dwellings
- 2 Multi-unit, boarding houses, seniors living
- 4 Mixed use developments and shop top housing
- 26 Commercial and industrial development
- 39 Other



Council's Application Search tool was enhanced to include an additional search function 'advertised development', a page that lists development and modification applications which constitutes advertised development, or are required by legislation to be published on Council's website during the exhibition period.



There was a 13% increase in the total number of development applications, modifications and reviews lodged compared to Q4 2022.



northern beaches council

northernbeaches.nsw.gov.au